

Greening the Wharf

2014 ACHIEVEMENTS

2014 saw heavy rain and long spells of sunny weather, bringing a 6.2% increase of solar generation on the strong 2013 figures. The rainwater harvesting system continued to perform and take advantage of the bursts of heavy wet weather we have experienced over the last 12 months. In 2014, despite an increase on the previous year, our total town water usage was down 68.8% on our 2007 baseline.

The Wharf is now a far busier venue than it was a few years ago. We now regularly operate seven days a week with weddings, busy lunch service and performances in both Wharf 1 & Wharf 2. All this activity means that both electricity and gas consumption increased during 2014. We saw a 26.1% increase for 2014 in grid electricity usage, despite having reduced energy usage by 41.7% since Greening The Wharf began. Equally, our gas usage increased 21.0% due to the increased popularity of The Bar, installation of new cooktops and fryers and new gas heaters to take off the winter chill. It's a large increase, however our overall gas usage is still 27.6% down on our original baseline.

STC worked with COzero to register Large Scale Generation Certificates (LGC's) for the rooftop solar array, which in 2014 generated 458,907 kWh of electricity. The certificates will be created for sale on a 6-month basis for improved cash flow and to ensure a good average price in the long term, in a very volatile market.


We discovered new ways to integrate our commitment to sustainability in our Education programs, such as The Open Story Box project, in partnership with Central Queensland University. In 2014 this professional learning program reached 42 primary school teachers across New South Wales and Queensland, focusing on environmental issues whilst promoting literacy and creativity.

In 2014 timber purchases increased due to set design and production requirements, however we still purchased 10% less timber than in 2007. Many of the previously re-used scenic flats reached the end of their serviceable life, after being repurposed on multiple occasions. This resulted in a lower diversion rate in 2014, as reported from our materials recycling system separating over 20 different waste streams. Green guidelines were included in all designers' contracts and continued to be an integral part of design briefings.

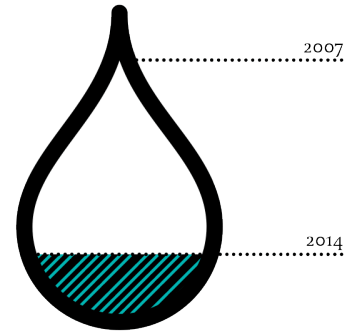
We continued advocacy for Greening The Wharf and the STC Green Team continued to engage staff on ongoing behavioural change.

Environmental results verified by Pangolin Associates

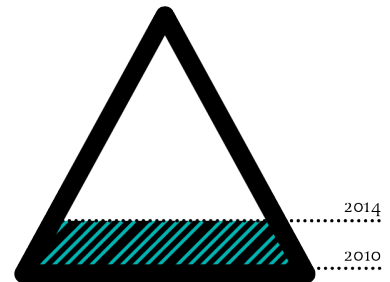
GRID ENERGY CONSUMPTION DOWN 41.7%
enough to power 53 NSW homes each year



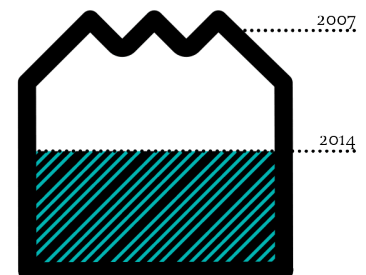
WATER USAGE DOWN 68.8%
saving 4.4 Olympic sized swimming pools



DIVERSION RATE UP 24.8%*
(MATERIALS RECYCLED / ENERGY RECOVERED)
49 tonnes diverted, equivalent to 5.4 garbage trucks



GREENHOUSE GAS EMISSIONS* DOWN 39.9%
equivalent to taking 104.2 cars off the road



*results since 2010 †electricity and gas only